


**48th Commencement Ceremony
Guide for Students
and Parents
KING CITY SECONDARY SCHOOL**



***Congratulations
Class of 2009!***



LOCATION: The Magna Centre
800 Mulock Dr.
Newmarket

DATE: Thursday, June 25, 2009

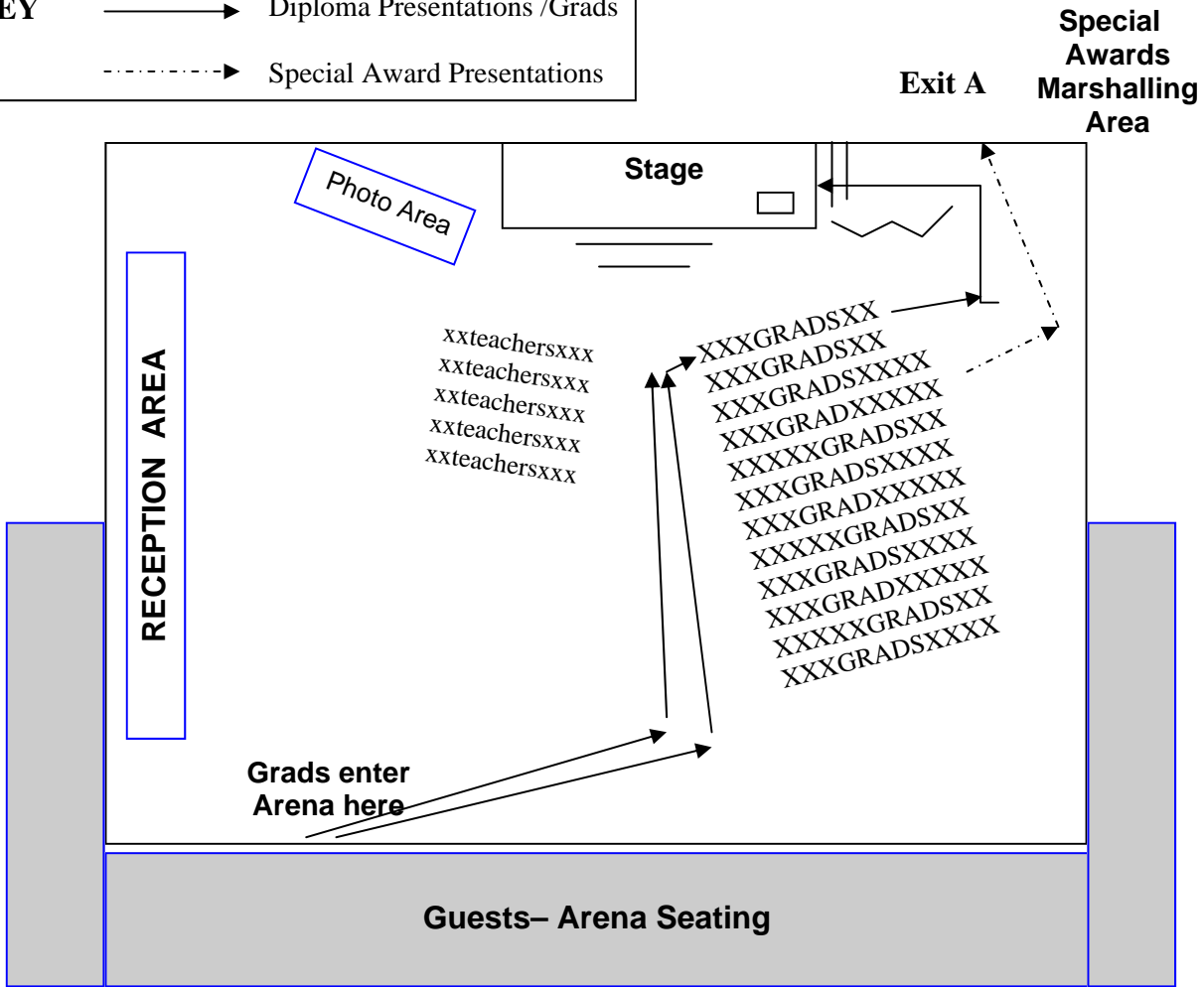
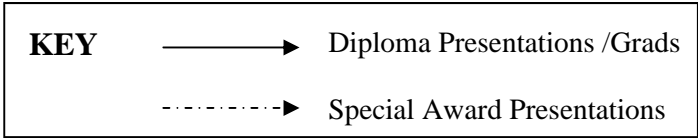
TIME: 7:00 pm

PREPARATION FOR THE CEREMONY AND THE MARSHALLING PROCESS:

- You must arrive at The Magna Centre between 6:00 and 6:30 p.m. to pick up your Gown, Marshalling Cards and find the room that you should report to.
- Gowns must be picked up on the lower level of the Magna Centre on the evening of the Ceremony between **6:00 and 6:30 pm**
- Be gentle with your gown as you will be required to return the gown in the same condition as you received it. Any damage will incur a charge to you.
- Organize yourself for the Ceremony in your designated room.
- At 6:45 pm line up in order by your Marshalling Number. Do not stray from your line.
- You will be marshaled into the Forhan Arena by your Marshal. You will be taken down the centre aisle and ushered into the seats to the right.
- **Do not sit.** Stand in front of your chair until the National Anthem has been played.
- **Special Award Recipients** will be called out by card colour. When you hear your announcement, exit to the right of the stage in a quiet timely fashion through the doors in the rink boards marked Exit A. -----▶
- In the wings, remain quiet, while the Marshal lines you up for your presentation.
- Once you have been presented with your award, exit the stage by the stairs at the front. Return to your seat.
- **Diploma Presentations:** A marshal will advise you when to stand and exit from the right side of the seats. You will **not exit** the arena, but will line up to the right of the stage. —————▶

AFTER THE CEREMONY:

- You and your invited guests are more than welcome to attend a Reception in your honour at the north end of the arena.
- Take photos with your family/friends/teachers.
- Before you leave, **you must return your gown** where you will sign for it's return.



NOTE: Your Diploma will be mailed to you in July.
 All Award Recipients names will be posted on our website at
www.kingcity.ss.yrdsb.edu.on.ca

F.A.Q.

How long is the Ceremony?

It will be approximately one-and-a-half hours in length.

What should I wear for the Ceremony?

It is suggested that you choose appropriate attire that is light-weight. It is suggested that men wear a shirt and tie. Shoes you wear that evening should be comfortable. Avoid excessive jewelry because it distracts from the gown. Remember...it is a formal event for all. When in doubt, follow school dress code.

Can I bring my purse/bag?

Please leave all valuables at home, with your parents, or locked in the car. The school will not be held responsible for any lost or missing valuables.

How many guests are allowed?

You may invite up to four guests.

Where will my guests sit?

Guests will sit in the arena seating area. They may come forward to take photos during the Ceremony.

F.Y.I.

Caps are called "mortarboards," and they each have a tassel with an attached year tag. Wear the cap so that the flat top sits on top of the head, not on the back of the head. Wear your tassel to the left; during the Ceremony, once you have shaken hands and given your diploma, you may move the tassel to the right. This movement symbolizes that you've graduated!

GRADUATION ETIQUETTE

Arrive on time!

Bring only four guests!

Turn off all cellphones, iPods, etc!

Do not talk during the Ceremony!

Be attentive and always courteous!

Be considerate of others when taking photographs!

Please stay for the entire Ceremony!

Return gowns after you have mingled and taken photos!

Celebrate!

Prepared by: Mrs. P. Blackert